

AL900 Series Electric Releases



The AL900 series electric releases are an ANSI style door release, complete with stainless steel short or long faceplates for use in metal or timber frame applications. The electric release is designed to work with most leading brand deadlocking night latch locks. Each release is supplied as fail secure operation but can easily be changed to fail safe operation. The releases also have two forms of monitoring, latch (AL900M) or latch with door position versions available (AL900DM).

The electric releases which are shipped as fail secure can be converted to fail safe mode by the simple removal of a screw. The electric releases can also be set 12V or 24V by simply reconfiguring the wires in a different order.

Features & Benefits

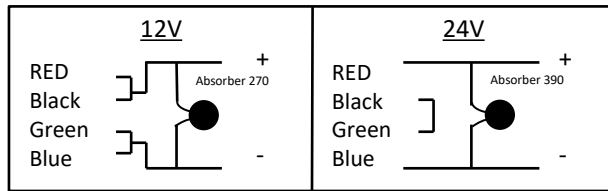
- 1000lbs Holding Force
- Simple Fail Safe/Fail Secure changeover
- Easy installation
- 12/24V AC/DC on Site Settable
- AC Fail Secure only & DC Fail Safe/Fail Secure
- Long and short faceplates are provided
- Easy replacement for most leading brand ANSI electric releases
- Supplied with 250mm of cable
- 25 and 50mm extension lips available
- Power consumption and current draw:
12/24V DC – 300mA
24/24V DC – 150mA

Codes	Descriptions
AL900	Fail Locked/Unlocked with Long/Short Faceplate
AL900M	Fail Locked/Unlocked with Long/Short Faceplate (Monitored)
AL900DM	Fail Locked/Unlocked with Long/Short Faceplate (Dual Monitored)
AL900-EL25	Extension Lip (25mm)
AL900-EL50	Extension Lip (50mm)

AL900 Series Electric Releases

Technical Information

1) Wiring Instruction

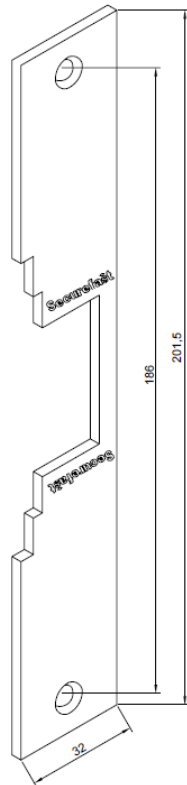


2) Sensor (Optional)

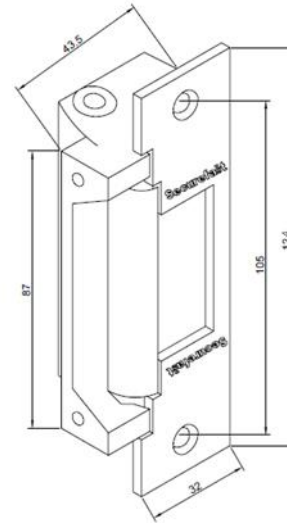
Lock Sensor (AL900M & AL900DM)		Door Sensor (AL900DM)	
Purple	Com	Orange	Com
Brown	NC	White	NC
Yellow	NO	Grey	NO

Sensor Contact Rating: 1A Max, 30V AC/DC
 **MOV Provided with the package, to be used for surge protection between + and – Power terminals.

The electric releases can be used in either fail safe or fail secure mode. Ensure that the screw is positioned in either hole as per illustration, and either function can be achieved.



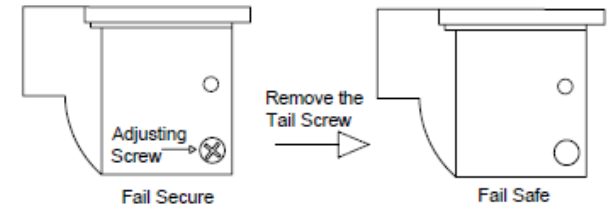
Long Faceplate
(for Timber Doors)



Short Faceplate
(for Metal Frames)

Changing from Fail Secure to Fail Safe

Default Setting is for Fail Secure Mode.



For further information contact:

Securefast plc
 6, The Cedars Business Centre
 Avon Road, Cannock
 Staffordshire
 WS11 1QJ



Call > +44 (0) 1704 502 801

Email > sales@securefast.co.uk

Visit > www.securefast.co.uk